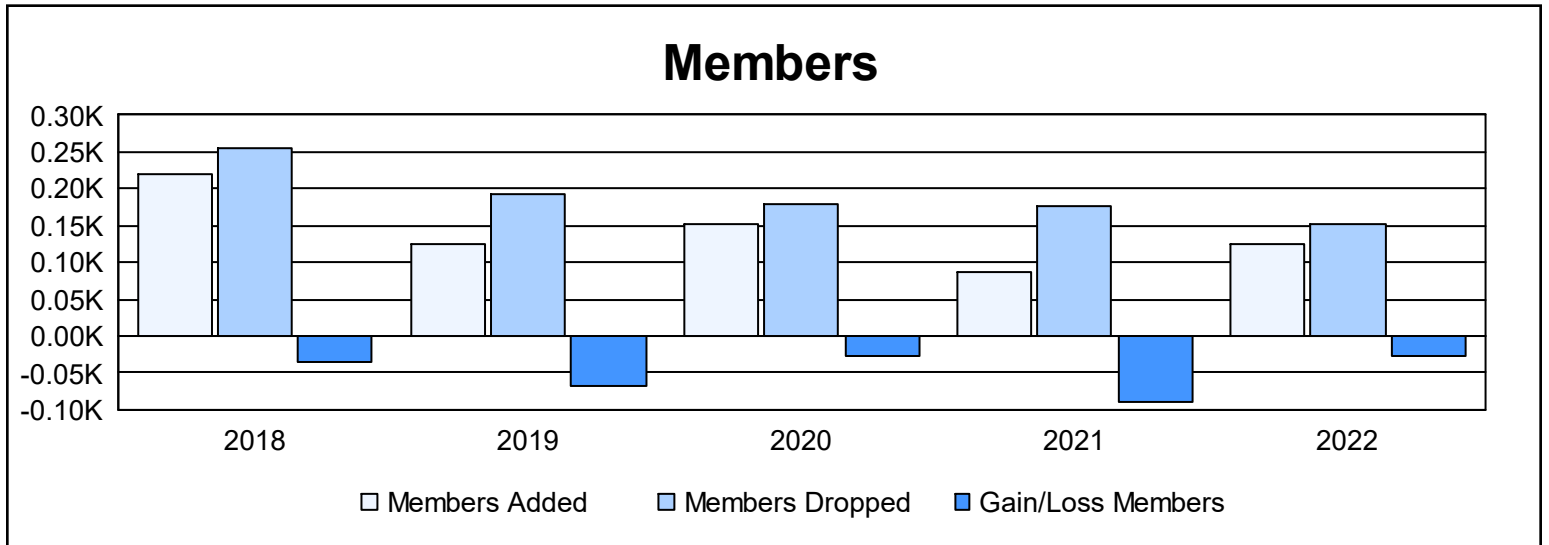
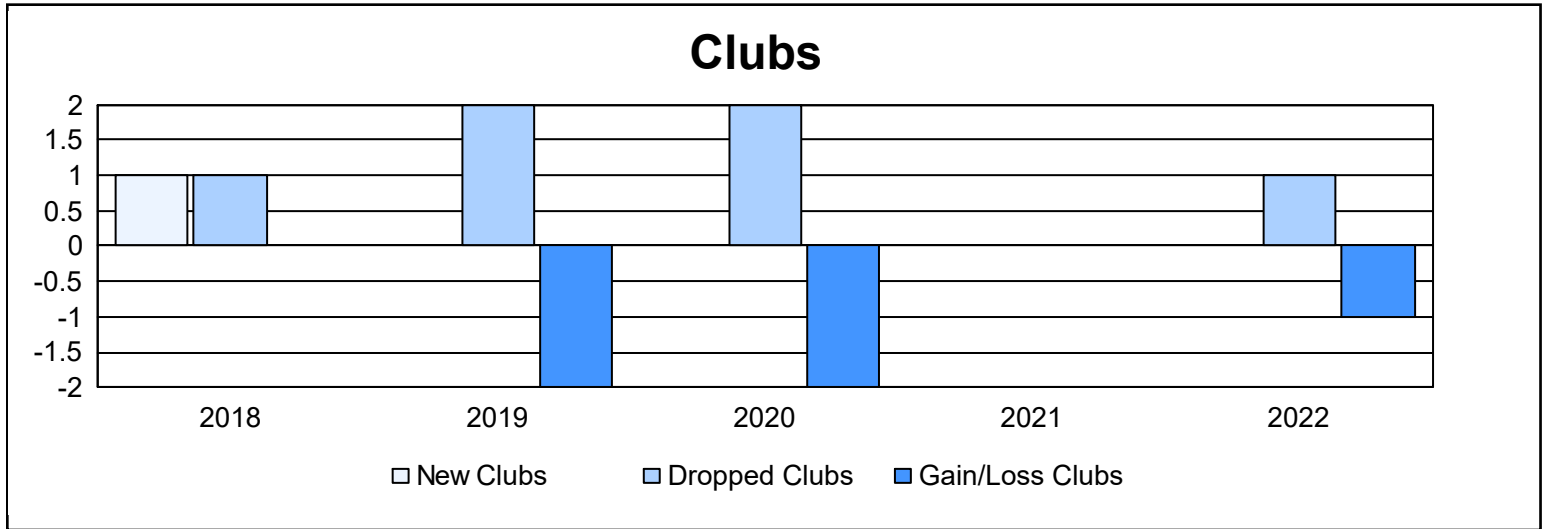
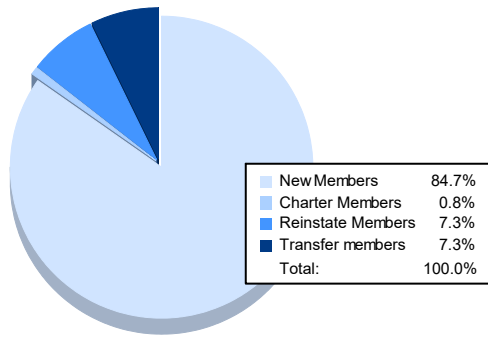


Year	New Clubs	Dropped Clubs	Gain/ Loss Clubs	New Members	Charter Members	Reinstate Members	Transfer Members	Total Member Added	Total Members Dropped	Gain/ Loss Members
2017-2018	1	1	0	169	28	10	13	220	254	-34
2018-2019	0	2	-2	107	1	9	7	124	192	-68
2019-2020	0	2	-2	136	0	9	6	151	178	-27
2020-2021	0	0	0	74	0	7	6	87	177	-90
2021-2022	0	1	-1	105	1	9	9	124	151	-27
<b>Average</b>	<b>0</b>	<b>1</b>	<b>-1</b>	<b>118</b>	<b>6</b>	<b>9</b>	<b>8</b>	<b>141</b>	<b>190</b>	<b>-49</b>



### Membership Composition June 2022 Cumulative



### Gender Composition June 2022 Cumulative

